

# S2-S3 Personalisation in Curriculum for Excellence

Tuesday 30<sup>th</sup> January 2018

## School Values

Learn and improve

Get involved

Think of the consequences

Respect all

## The S3 Curriculum

- Last year of the Broad General Education
- Leads into course choices for the Senior Phase: qualifications at National 3, National 4 or National 5 (plus Higher in S5/6 and Advanced Higher in S6)
- Pupils will not be precluded from choosing a subject for national qualifications if they have not studied it in S3

# Portlethen Academy

Learn and Improve. Get Involved. Think of the Consequences. Respect All.

## Curriculum Structure

An S3 pupil's timetable will have:

Portlethen Academy Broad General Education Curriculum																													
1	2	3	4	5	6	7	8	9	10	11	12	13	14	15	16	17	18	19	20	21	22	23	24	25	26	27	28	29	30
English				Mathematics				Subject 1			Subject 2			Subject 3			Subject 4			Subject 5			Subject 6			PE		RE	PSE

One subject from each curricular area and one free choice

Expressive arts and fitness

Modern Languages

Social Studies

Science

Technologies

## Progression in Learning

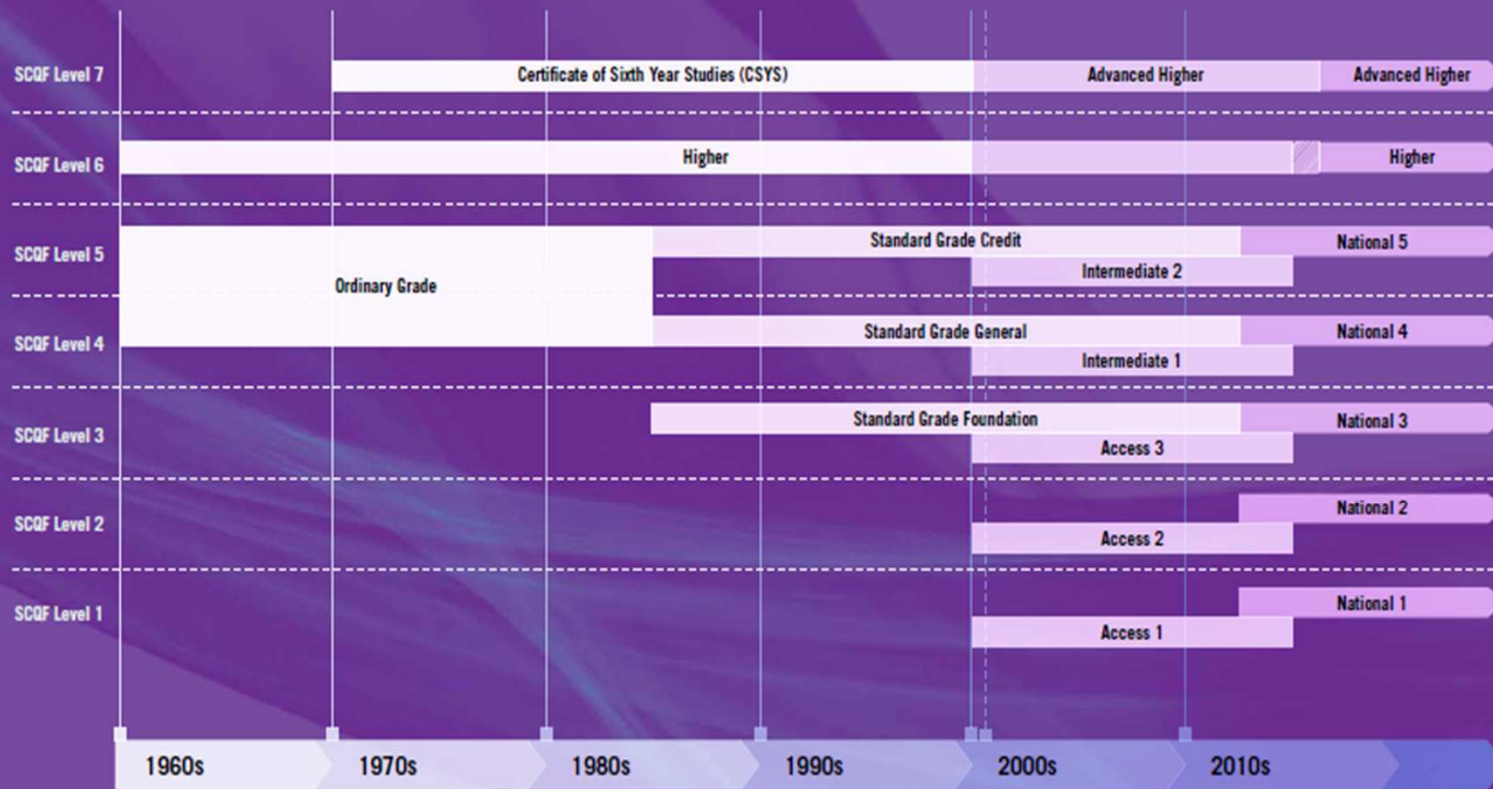
- Courses in S3 designed to deliver experiences and outcomes at CfE level 3 and level 4
- Build the foundations for courses in the Senior Phase
- Likely to impact choice process throughout the Senior Phase
- The end of S3 profile summarises a pupil's achievements up to this point

# Portlethen Academy

Learn and Improve. Get Involved. Think of the Consequences. Respect All.

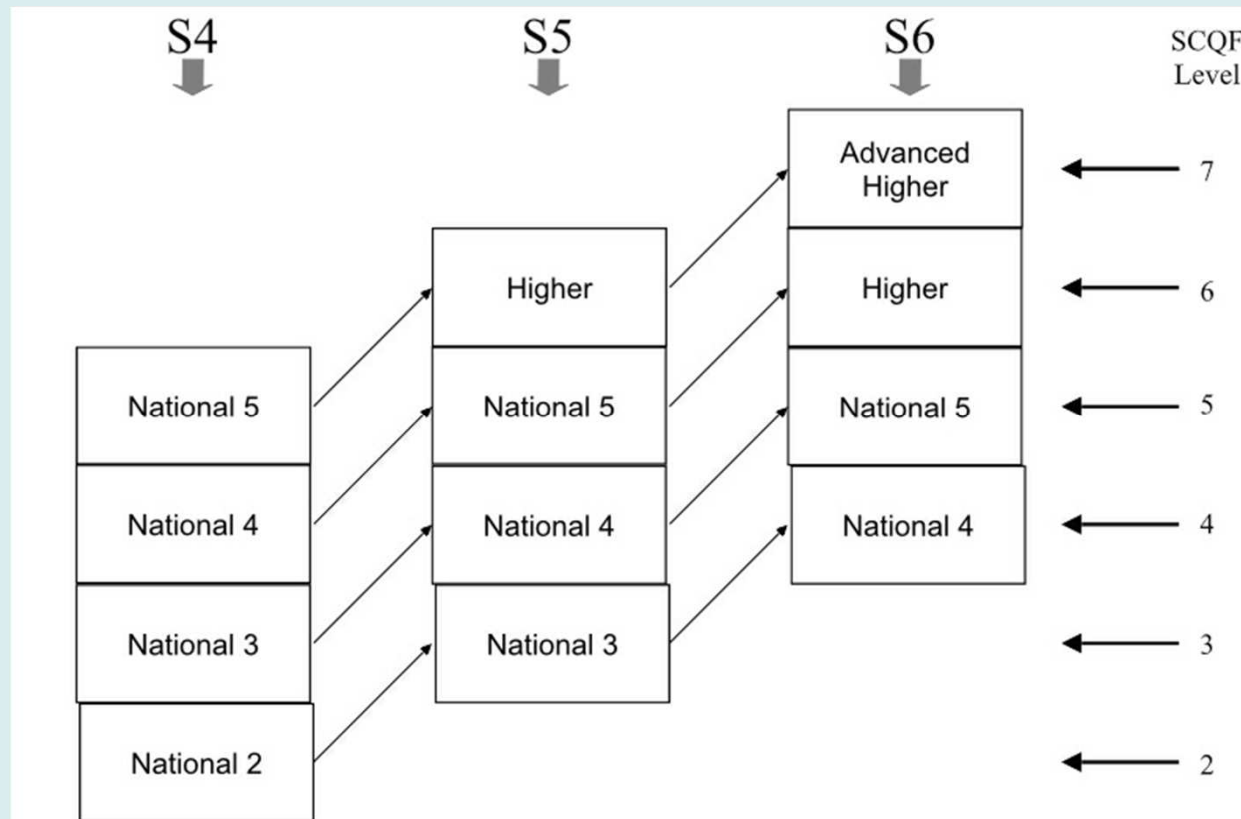
## SCOTTISH NATIONAL QUALIFICATIONS - SCQF LEVELS AND TIMELINES

This table shows how current and old qualifications relate to one another in terms of their SCQF level. The SCQF level of a qualification provides a way of comparing how demanding or difficult the learning involved in achieving a qualification is. This table can be used by anybody with a need to understand National Qualifications (normally awarded at school), for example employers when recruiting. More information on the SCQF can be found on our website ([www.sqf.org.uk](http://www.sqf.org.uk)). More information on current qualifications in the table can be found by visiting the SQA website ([www.sqa.org.uk/cfe](http://www.sqa.org.uk/cfe)).



2001: Creation of Scottish Credit and Qualifications Framework

## Course Progression



## How to choose

### Five big questions when you're choosing your subjects

Answering these questions will help when you're making your decision. You can use them to put together a shortlist of subjects.

1

**How do you like to learn?**

Do you like English and drama because you get to talk and listen? Or woodwork because you are good with your hands? Working out how you like to learn can help you choose your subjects.

2

**Where could they take you?**

Know what you want to do when you leave school? Picking the right subjects could help you get there, or keep your options open if you haven't decided yet.

3

**What subjects do you enjoy?**

You're more likely to get better marks in subjects that you find interesting. Does time fly by in some subjects and go at a snail's pace in others?

4

**What subjects are you good at?**

What do you get your best marks in? There may be some you've never studied before but would do well in. Use your [My World of Work account](#) and try the [Strengths quiz](#) for ideas.

5

**What do others think you're good at?**

Talk to your parents, friends, family, teachers and careers adviser. What do they think would suit you and why? Ask for their opinions, and see how they weigh up with your own thoughts.

# Portlethen Academy

Learn and Improve. Get Involved. Think of the Consequences. Respect All.

## What Employers Want

- The best grades possible for the learner
- Positive attitude
- Communication skills
- Work experience
- Willing to take on a challenge
- Confidence
- Relevant preparation for and knowledge of the industry
- Teamwork



# Portlethen Academy

Learn and Improve. Get Involved. Think of the Consequences. Respect All.

## Course Information and Advice

- School website: Parent Area – Option Booklets

<http://portlethenacademy.aberdeenshire.sch.uk/wp-content/uploads/2017/08/S2-into-S3-Course-Booklet-2018-19.pdf>

### Portlethen Academy

S2 into S3 Personalisation  
Course Booklet  
January 2018



## Course Information and Advice

- Teachers – subject and Guidance
- Keep options open – subjects from each area
- Careers Fair, 1<sup>st</sup> February – ideas and inspiration!

# Portlethen Academy

Learn and Improve. Get Involved. Think of the Consequences. Respect All.

## Course Information and Advice

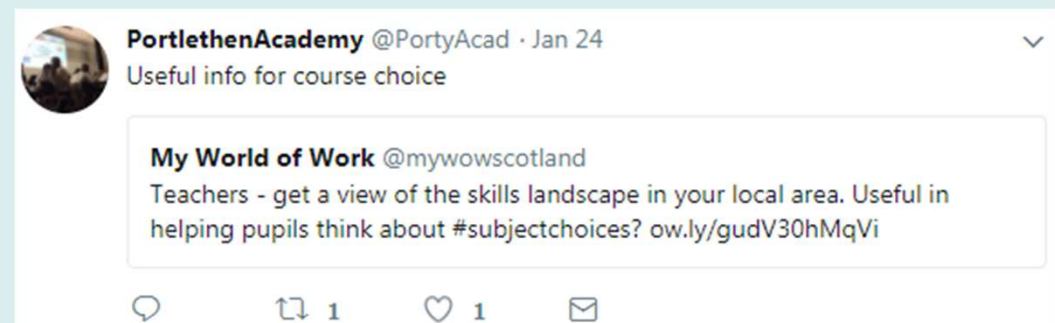
- Skills Development Scotland

<https://www.skillsdevelopmentscotland.co.uk/>

- My World of Work

[https://www.myworldofwork.co.uk/my-career-options/choosing-my-subjects?utm\\_source=twitter&utm\\_medium=Social&utm\\_campaign=Subject Choices&utm\\_content=video](https://www.myworldofwork.co.uk/my-career-options/choosing-my-subjects?utm_source=twitter&utm_medium=Social&utm_campaign=Subject Choices&utm_content=video)

- Twitter @PortyAcad



# Portlethen Academy

Learn and Improve. Get Involved. Think of the Consequences. Respect All.

Pupil Name:	Tutor Group:	Career Interest:
-------------	--------------	------------------

Curricular Area	Subject	Choose one subject and a reserve from each curricular area		Rank from 1-6
Expressive Arts & Fitness	Art and Design Drama Music Performance P.E.	1		
		Reserve		
Modern Languages	French Beginners Spanish	1		
		Reserve		
Social Studies	Geography History Modern Studies	1		
		Reserve		
Science	Biology Chemistry Physics	1		
		Reserve		
Technologies	Business Awareness Computing Science Design and Technology Health and Food Technology Practical Technologies	1		
		Reserve		
Free choice		1		
		Reserve		

Pupil Signature:	Date:	Parent/Carer Signature:	Date:
------------------	-------	-------------------------	-------

## What Happens Next?

- Options forms issued Tuesday 30<sup>th</sup> January
- Options discussed with Guidance teacher and subject teachers
- Forms returned by Monday 26<sup>th</sup> February
- New timetable begins in June